



## YOUTH BAROMETER 2019

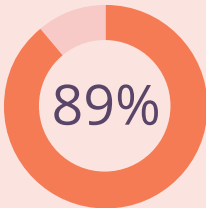
# GOOD WORK!

The Youth Barometer 2019 examines young people's views on work and entrepreneurship. The results show that young people hope that work is meaningful and that the transition to working life will inspire them. At the same time, they are worried that working life might be a burden to such an extent that either they or others will burn out. Young people do not experience uncertainty about working life, even though some are concerned that there might not be enough work or the possibility of permanent work.

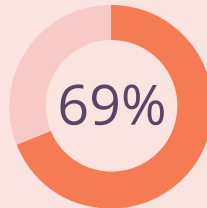
### The transition to working life inspires almost everyone, but many also have fears about it



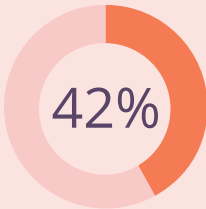
*(Percentage of respondents who strongly agree or agree to some extent.)*



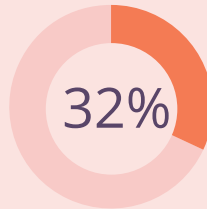
"I'm excited about moving into working life." \*



"I have received enough careers advice."



"The thought of career choices stresses me out." \*



"I'm frightened by the thought of moving into working life." \*

\* Questions posed to students only (n=1030)

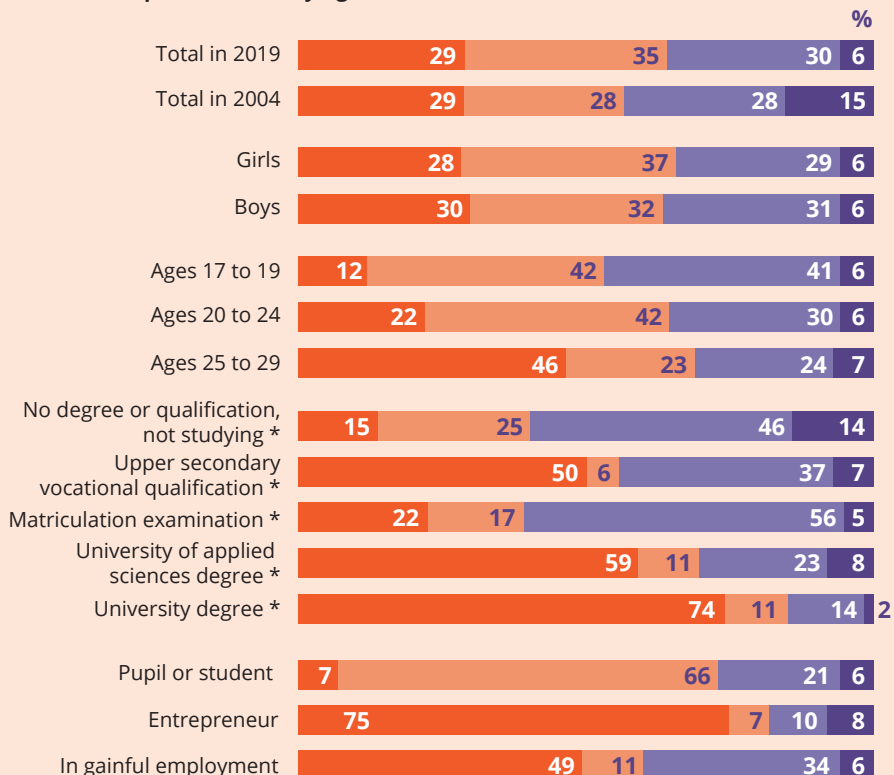
# Entrepreneurs and university graduates are more likely than others to be in their preferred occupation

29% are in their preferred occupation, 35% are studying for it, 30% are doing neither.

” Are you in your preferred occupation or studying for it?”




■ I'm in my preferred occupation     ■ I'm studying for my preferred occupation  
■ I'm not in my preferred occupation nor studying for it     ■ I don't know



\* Only 18-year-olds or older who are not full-time students.

## Entrepreneurs and those with a higher education degree have a job that corresponds to their education more often than the rest

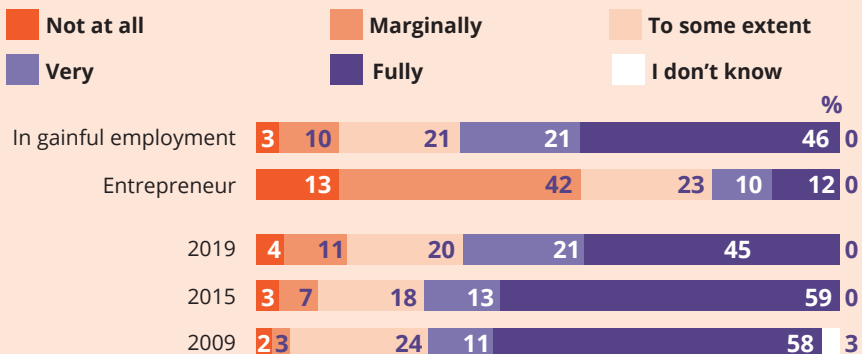
Ratio of those in work fully corresponding to their qualifications by level of education. (Questions posed to wage-earners and entrepreneurs only.)



## The line between work and leisure time is blurring. The boundaries are particularly unclear for entrepreneurs

One in five (20%) often feel anxious about work matters during leisure time, and one in three (36%) often have to stretch their working days to get their work done.

”Do you feel that the line between work and leisure is clear in your own life?”



# A clear majority feels that an entrepreneurial attitude and skills are needed in all work

**” Entrepreneurial attitudes and skills are needed in all work.”** (Percentage of respondents who strongly agree or agree to some extent.)

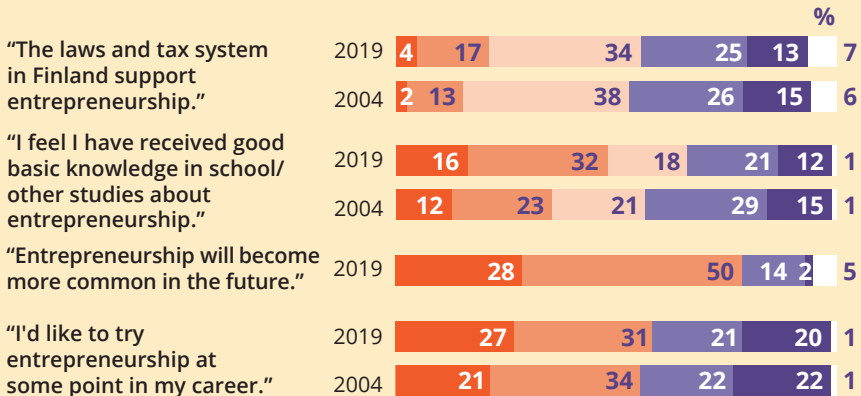


# A spirit of entrepreneurship is on the rise

Views on the importance of entrepreneurship for Finnish society. (Comparison 2004 and 2019.)



■ Strongly agree    
 ■ Agree to some extent    
 ■ Don't agree or disagree  
■ Disagree to some extent    
 ■ Strongly disagree    
 ■ I don't know/ don't want to say



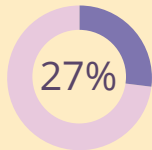
# There are gender differences in how people experience their workload and confidence in future prospects in the labour market



Altogether 17% have some difficulties in coping at work; 37% are at least somewhat concerned about coping in future in their working life; and 70% see that working life demands so much from employees that they will burn out prematurely. Girls, in particular, have work-related concerns and problems with their ability to cope.

*(Percentage of respondents who strongly agree or agree to some extent.)*

"I'm worried about whether I can cope in working life in the future."

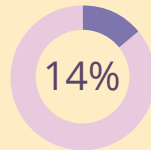


Boys



Girls

"I often find it difficult to cope at work."

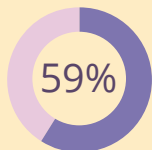


Boys

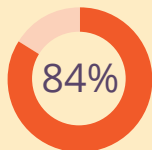


Girls

"Nowadays working life demands so much from employees that many people burn out prematurely."

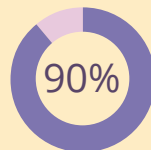


Boys

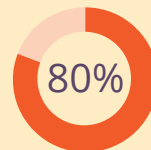


Girls

"I will probably get a permanent job."



Boys



Girls

## Respondents' views on their future in working life.

*(Percentage of respondents who strongly agree or agree to some extent.)*

"I will change occupation several times over my working career."



"I'm worried about whether I will have a job in the future."



"I will probably be unemployed at some point."



"A pension will guarantee a reasonable income when I'm old."



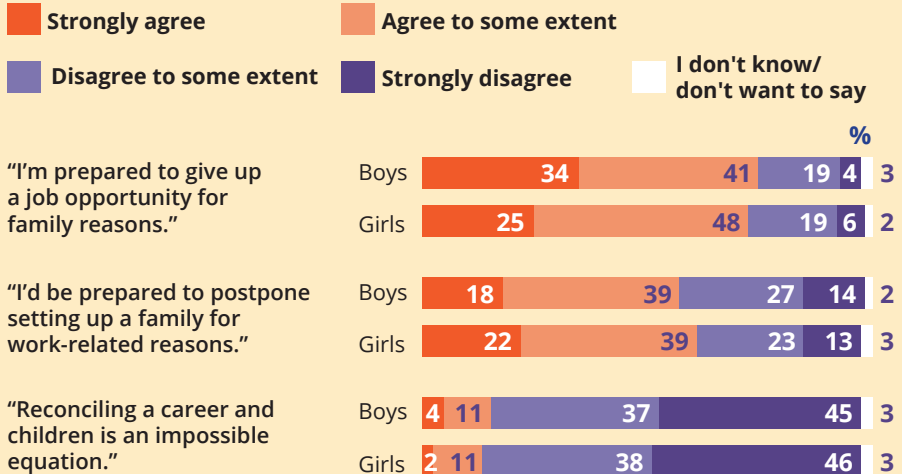
"I will probably exceed my parents' standard of living."



%

## Few consider it impossible to reconcile work and family life

Altogether 14% consider it impossible to reconcile work and family; 59% are prepared to postpone setting up a family for work-related reasons; and 74% are ready to give up a job opportunity for family reasons. Gender differences in attitudes related to the reconciliation of work and family demands are small.

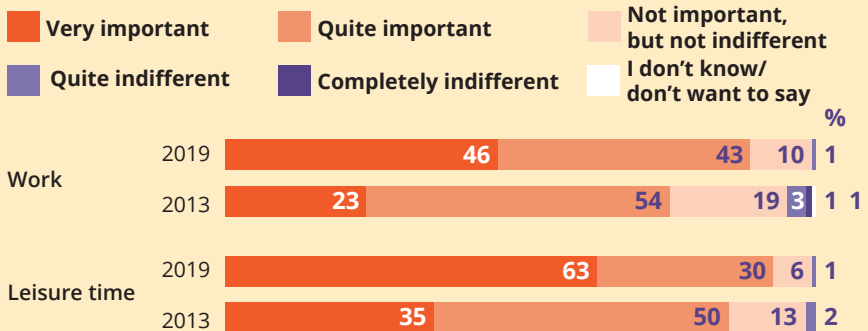


## Respondents want work to be meaningful

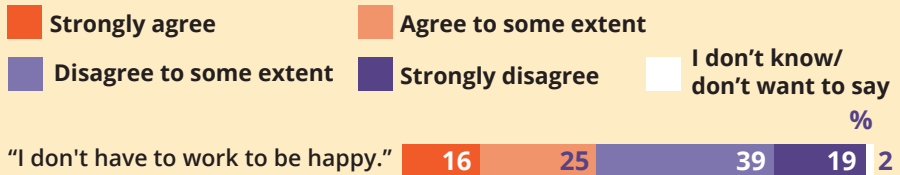
Altogether 88% feel that work must correspond to their own values; 40% are prepared to accept any work that pays well enough.



## Importance of both work and leisure time on the rise

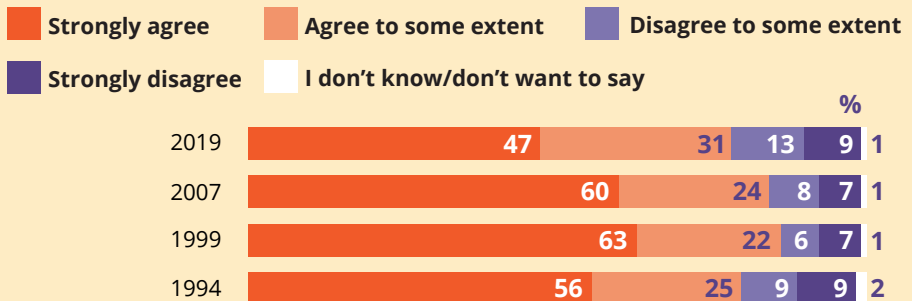


The majority of young people reject the claim that you don't need to work to be happy.



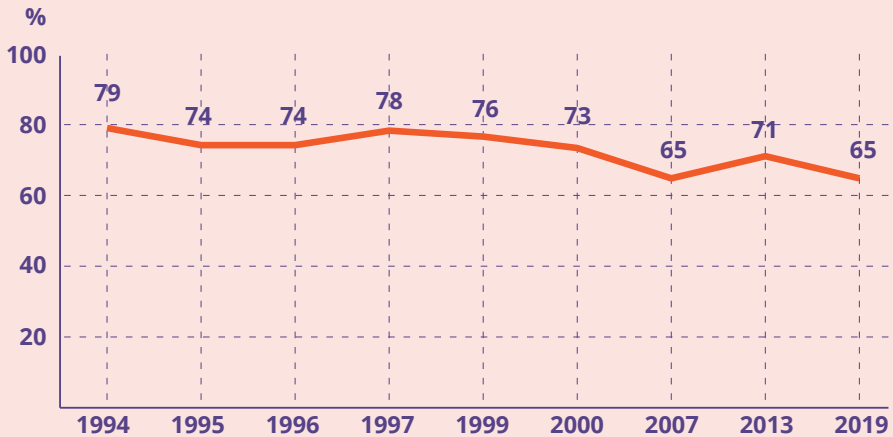
## Three out of four respondents are willing to accept work rather than live on subsidies

„I would rather take temporary work than live on unemployment benefits if the take-home pay is the same.“



# Two out of three are still in favour of some form of conditionality for unemployment security. At the same time, the proportion of supporters has dropped

” Young unemployed people should do work that benefits society in exchange for unemployment security.” (Percentage of respondents strongly agree or agree to some extent.)



The Youth Barometer, published on an annual basis since 1994, measures the values and attitudes of young people aged 15 to 29 years living in Finland. The 2019 Youth Barometer is based on 1,907 telephone interviews of young people. The Youth Barometers are published by the State Youth Council in cooperation with the Youth Research Network.

Haikkola, Lotta & Myllyniemi, Sami (eds. 2020) *Hyvää työtä! [Good Work!] Nuorisobarometri 2019 [Youth Barometer 2019]*. Valtion nuorisoneuvoston julkaisuja [Publications by the State Youth Council] 65. Nuorisotutkimusverkoston/Nuorisotutkimusseuran julkaisuja [Publications by the Finnish Youth Research Society/Finnish Youth Research Network] 223. Helsinki: State Youth Council, Finnish Youth Research Network, and the Ministry of Education and Culture.

Read the entire publication in Finnish at:  
<https://tietoanuorista.fi/nuorisobarometri>

FINNISH YOUTH RESEARCH SOCIETY  
FINNISH YOUTH RESEARCH NETWORK



State youth council